



District Report Card: 2017


State: Odisha	District: Nayagarh
Class: 8	Subject: Language
Schools: 47	Students: 1181


Participation/Coverage


Students

<div>GENDER</div> <div></div>	Boys		Girls	
	Number	%	Number	%
	546	46.23	635	53.77

<div>AREA</div> <div></div>	Rural		Urban	
	Number	%	Number	%
	1026	86.88	155	13.12

<div>CATEGORY</div> <div></div>	SC		ST		OBC		GEN	
	Number	%	Number	%	Number	%	Number	%
	167	14.14	63	5.33	811	68.67	140	11.85

<div>CWSN</div> <div></div>	LD	VI	HI	S&LD	ID	Oth
	3	6	1	2	7	6

<div>Management</div> <div></div>	Government		Government-aided	
	Number	%	Number	%
	1068	90.43	113	9.57

Average Performance of Students in Language (%)

Overall	Gender		Area		Management		Social Group			
	Male	Female	Rural	Urban	Govt.	Aided	SC	ST	OBC	GEN
57.09	56.54	57.56	56.21	62.92	57.03	57.70	52.46	51.43	57.27	64.14

Performance on Learning Outcomes (LOs)

Learning Outcomes	Description	Average Performance(%)
L813	Read textual/non-textual materials with comprehension and identifies the details, characters, main idea and sequence of ideas and events while reading	57.09

Range of Performance of Students who Answered Correctly							
Below 30%		30% - 50%		50% - 75%		Above 75%	
Number	%	Number	%	Number	%	Number	%
140	11.85	259	21.93	554	46.91	228	19.31

Lowest Performing Learning Outcomes (LOs)

1 - Read textual/non-textual materials with comprehension and identifies the details, characters, main idea and sequence of ideas and events while reading (57.09)